













NEW WABCO SD MANAGER

The new WABCO SD (System Diagnostics) Manager makes it easy to get started with trailer diagnostics! The software is started with a simple push of a button and immediately displays a full overview of the installed WABCO control units in the trailer at a glance. It's a significant time saver in practice!

ECU	Diagnostic identifier	Current messages	Status	Diagnostic software
TEBS-E			Not available under K-Line	
 TEBS	08 01 03 03	0	 System found, no messages found	<input type="button" value="Start diagnostic software"/>
 VCS-II			 System not searched (exclusion criterion)	<input type="button" value=""/>
 VCS			 System not searched (exclusion criterion)	<input type="button" value=""/>
SmartBoard			Not available under K-Line	
ELEX			Not available under K-Line	
TRC			Not available under K-Line	
 TECAS	12 91 04 00	0	 System found, no messages found	<input type="button" value="not installed"/>
TTU			Not available under K-Line	
 TCE	71 00 03 00	-	 System found, message status unknown	<input type="button" value="not installed"/>
TRR			Not available under K-Line	
 IVTM	33 06 02 01	14	 Several systems found, messages found	<input type="button" value="not installed"/>

After the scan process, the WABCO SD Manager displays a complete overview of the WABCO control units installed on the corresponding diagnostic port and an initial status display from the diagnostic memory.

SAVE TIME

- **Easier selection of the correct diagnostic software**


There is no longer any need for the old manual searches for the appropriate diagnostic software - which saves the user valuable time. It makes it significantly easier to get started with diagnosis, especially for new users of WABCO diagnostic software. And there is no longer any need to start and test different WABCO diagnostic software packages in parallel, thanks to the WABCO SD Manager.

- **Diagnostic memory preview**

In addition to the display for the installed vehicle control devices, in the control unit overview the WABCO SD Manager also displays the message status in the installed WABCO control unit's diagnostic memory. The advantage of this for the user is that only the diagnostic software needs to be opened for control units for which a message is already being displayed in the WABCO SD Manager.

OPERATION

After selecting the diagnostic connection and corresponding diagnostic cable, the WABCO SD Manager automatically determines fast diagnostic results.



Before starting the vehicle scan the user just selects the vehicle diagnostic connection and associated diagnostic cable.

AVAILABILITY

The WABCO SD Manager is available for download immediately in myWABCO. It is a free component of the trailer and general subscription, but can be purchased as a separate download.

Further enhancements for the WABCO SD Manager are already being developed. These include an automatic update service for all WABCO system diagnosis programs and full PIN administration.

Install the WABCO SD Manager now and be impressed by the advantages of the new way to get started in diagnostics.

If you have any questions about the new WABCO SD Manager or WABCO system diagnosis, please contact your [WABCO partner](#) for more information and advice.