








Symbols & Signal Words









-  **DANGER** Imminent hazard situation: serious personal injury or death as a result
-  **WARNING** Possible hazard situation: minor or moderate personal injury or material loss as a result
-  **CAUTION** Possible hazard situation: serious personal injury or death as a result
-  Parts having item numbers with circles are included in the kit.

-  Instruction / Information for a correct repair
-  The kit can be used for devices according table.
-  Tighten element with specified torque or angle of rotation.
- NOTE** Instruction / Information for a correct repair

General Repair Hints

1. Only qualified personnel of a specialist workshop are authorized to perform repair work on a vehicle's security system.
3. Keep to company's relevant accident prevention regulations and national regulations.
5. Always start repair work only when you have read and understood all information required for repair. Documents additionally needed: Test Instruction, Spare Parts List, General Repair and Test Hints (815 010 109 3) to be found on www.wabco-auto.com by entering product number of the device or the publication number in INFORM.
7. WABCO does not accept any liability or responsibility for the quality or functionality of a repaired device
2. Absolutely follow specifications and instructions of vehicle manufacturer.
4. Use only spare parts released by WABCO or vehicle manufacturer.
6. Check each repaired equipment for functional efficiency and tightness on an adequate facility according to the test instruction.

Sequence of assembly

Bild	Symbol	Item	Torque:	Comments
	 1	1	1 +0.5/-0 Nm	Ensure accurate torque at all screws before next step.
	 2	9	10 +0/-2 Nm	
	 3	24	20±3 Nm	Ensure accurate torque at all screws before next step.
	 4	20	42.5±2.5 Nm	
	 5	23	14 +4/-0 Nm	
	 1	25, 26, 27		Application customer interface
	 2	X		Lubricate sealing and sliding surfaces. 100919910