

## Registration at myWABCO

- Click the following link to open the myWABCO page:

<http://www.wabco-auto.com/mywabco>

If you already have a myWABCO account, log in with your user name and password.

It is not possible to use your user name and password for the WABCO Diagnostic Software subscription to access your myWABCO account.



If you do not have a myWABCO account, you will need to register one.

- Click the link *New Registration*.

- Fill in the required fields marked with an asterisk (\*).
- After you have completed your input click *Next*.

- Fill in the required fields marked with an asterisk (\*).
- After you have completed your input click *Next*.

- If you do not have access data to a WABCO Diagnostic Software subscription, leave the corresponding fields in step 3 blank and click the *Submit* button straight away.
- If you have access data to a WABCO Diagnostic Software subscription (example: User name: John7xxxxx; password: 12345), please enter these accordingly. Then click the *Submit* button.

You will promptly receive an e-mail to confirm your e-mail address.

- Click on the link in this e-mail to activate your account.
- Log into your myWABCO account with the user name and password you have previously defined.

## Order Diagnostic Software

- Click on *Order Diagnostic Software* in the Quick Access Links area (You can download software directly via clicking on the link *Download Diagnostic Software*; precondition: you must have a WABCO Diagnostic Software subscription).
- If a security warning from your internet browser appears at this point, select the option to also display unsafe objects.

- Click the *New order* button.

Quick Access Links  
Register in WBT  
Access to WBT DEMO  
Order Diagnostic software  
Download Diagnostic software

Service And Support  
Product Brochure Library  
Find WABCO Service Locations  
How to find WABCO  
Product Catalogue INFORM  
Trailer Service Online  
WABCO Diagnostics  
WABCO University/Training  
Webshop

WABCO Diagnostic Software Subscription - New order  
Here you can place a new order.

Your data  
Username:  
Customer number:  
Last name:  
First name:  
Company:  
I am a:  
VAT No.:  
Address:  
ZIP:  
City:  
Country:  
Phone:  
Fax:  
E-mail address:

System to be ordered: Single software  
Single software: TEBS-E  
Number of licences: 1  
Order comment:

Read / agree with terms of use:

Continue Reset

- Enter the details for your order (software package or single software, number of licences).
- Also confirm that you agree to the terms of use.
- Click the *Continue* button.

Quick Access Links  
Register in WBT  
Access to WBT DEMO  
Order Diagnostic software  
Download Diagnostic software

Service And Support  
Product Brochure Library  
Find WABCO Service Locations  
How to find WABCO  
Product Catalogue INFORM  
Trailer Service Online  
WABCO Diagnostics  
WABCO University/Training  
Webshop

WABCO Diagnostic Software Subscription - Review new order  
Please review your order before you finally place it.

Your data  
Username:  
Customer number:  
Last name:  
First name:  
Company:  
I am a:  
VAT No.:  
Address:  
ZIP:  
City:  
Country:  
Phone:  
Fax:  
E-mail address:

System to be ordered: Single software  
Single software: TEBS-E  
Number of licences: 1  
Order comment:

Transaction ID: 616  
Net amount: 352,00 EUR  
VAT amount: 86,88 EUR

Buy now  
Change data

- Click *Change data* if you wish to change your data.
- As soon as all data is correct, click *Buy now*.

## Payment on invoice

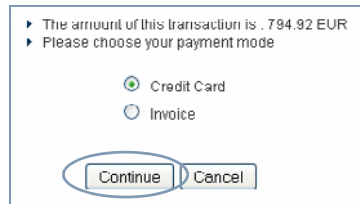
► The amount of this transaction is : 418.88 EUR  
► Please choose your payment mode

Credit Card  
 Invoice

Continue Cancel

- If you select *Invoice*, you will receive an invoice through the post.  
As soon as we receive payment we will send you an e-mail as confirmation.
- Now you can log in to myWABCO to order the desired Diagnostic Software.

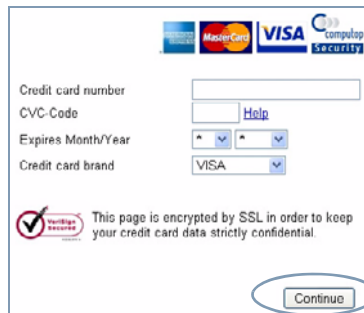
## Payment by credit card




▶ The amount of this transaction is . 794.92 EUR  
▶ Please choose your payment mode

Credit Card  
 Invoice

- If you select *Credit card*, you will need to enter your credit card details in the window below.






Credit card number

CVC Code  [Help](#)

Expires Month/Year

Credit card brand

 This page is encrypted by SSL in order to keep your credit card data strictly confidential.

- Click on *Next*.

You can start downloading the Diagnostic Software immediately.